

# DARKE COUNTY SHERIFF

Mark Whittaker



**ANNUAL REPORT  
2022**

# MESSAGE FROM THE SHERIFF

Citizens,

It is a pleasure and honor to serve you and the visitors of Darke County, Ohio. The support and feedback you have provided in my first year as your Sheriff is appreciated. My staff and I look forward to providing you with caring and professional service in 2023.

This annual report provides statistical information about the Darke County Sheriff's Office as we look back at the year of 2022. As Sheriff, I am statutorily required to file a number of reports throughout the year. This is the first time we have used this format to compile information into one annual published report. It is important to me that we provide you with as much information as possible about the Sheriff's Office and the work the employees perform during the year. This report is available through the Sheriff's Office website and can be downloaded as a pdf document for your use. Please visit us at [www.darkecountysheriff.org](http://www.darkecountysheriff.org).

As we move toward the future, I am working to identify an online platform to provide information to the public on our activity and statistics in a timely manner. We hope to make this a reality in 2023.

Thank you for reviewing the Darke County Sheriff's Office Annual Report. If you would like to have more information, please contact us at 937-548-3399.

Mark Whittaker,  
Darke County Sheriff





## DISPATCHER ACTIVITY


- In 2022, the Darke County Communication's Center was staffed with eight full time dispatchers, two trainees, four part time dispatchers and one 911 coordinator. Our staff dispatched for the Sheriff's Office, four police departments, nine EMS agencies, and seventeen Fire Departments. Communications staff is responsible for answering and processing emergency and non-emergency calls for law enforcement, fire and emergency medical services throughout the county, and dispatching appropriate units to those calls. They also monitor and track the status of public safety personnel; synchronize responses with other communications centers; and receive and process civil paperwork, including warrants and protection orders.
- 14,392 911 calls were received by the Darke County Communications Center in 2022, with an additional 27,139 calls received on the non-emergency line
- The Darke County dispatcher's average answer time is 3.4 seconds, with 99.80% of 911 calls answered within fifteen seconds. This exceeds the standard set by the State of Ohio of 90% of 911 calls answered within fifteen seconds.
- Emergency Medical Services were dispatched 6,422 times
- Emergency Fire Services were dispatched 1,419 times
- 442 new warrants issued by the courts were entered in to LEADS with 365 total warrants being served
- 40 Civil Protection Orders and 33 Temporary Protection Orders were entered and maintained by the dispatch team





# LAW ENFORCEMENT ACTIVITY

- Darke County has deputies on the road 24/7 to locate unlawful activities of all types and enforce those laws being violated.
- 396,090 miles were patrolled by our Road Deputies in 2022
- Deputies and detectives handled 11,302 calls for service while investigating 3,103 total reports
- Deputies attempted or served civil paperwork 3,078 times
- 1,352 traffic stops were initiated which resulted in 783 traffic citations
- The Sheriff's Office investigated 790 traffic crashes resulting in:
  - 11 fatal crashes where 14 individuals died
  - 33 crashes where persons sustained serious injuries
  - 91 crashes with individuals claiming minor injuries
  - 50 possible injury crashes
  - 607 property damage crashes
  - 253 Car/Deer Accidents
- The Sheriff's Office also provides law enforcement services, security, and crowd control for special events such as county fairs, concerts and other events




# CRIMINAL ACTIVITY

OFFENSES	2021	2022
Assaults	69	53
Breaking & Entering	27	26
Burglary	32	19
Criminal Damaging	49	22
Criminal Mischief	37	40
Death Investigations (DOA)	41	43
Disorderly Conduct	195	151
Domestic Violence	192	175
Drug Paraphernalia	45	31
Drug Possession	93	94
Endangering Children	17	14
Homicide	3	6
ID Fraud	71	39
Juvenile-Unruly	149	133
Menacing	32	36
OVI	65	66
Protection Order Violation	13	26
Rape	13	14
Receiving Stolen Property	15	13
Sex Offense	19	15
Suspicious Person/Vehicle	N/A	54
Telecommunication Harassment	86	59
Theft	234	200
Trespassing	127	79
Underage Consumption	5	4
Vandalism	12	22

Please note: This list does not include all criminal and non-criminal activity reports.

# K-9 ACTIVITY

- In 2022, the Darke County Sheriff's Office employed 3 canines partnered up with deputies to serve their community. The canines go through rigorous training in order to search for individuals who have committed crimes, locate lost children and adults, search for articles, and to locate drugs
- The canines also respond to any department or jurisdiction in need. They are also utilized by the schools and jail.
- The K-9 team of Annie, Bear, and Oakley were utilized in 125 incidents in 2022
- K-9 Oakley was deployed 7 times to help locate individuals. Oakley was successful 5 times, with 2 of those tracks resulting in arrests. Oakley was also deployed on 11 traffic stops where he alerted to items 3 times
- K-9 Annie was deployed for tracks on 13 occasions in Darke and surrounding counties. Annie was successful 3 times, which resulted in 2 arrests
- K-9 Bear was utilized 94 times in 2022. On 43 deployments Bear was successful in alerting to drugs like methamphetamine, fentanyl, marijuana and cocaine. Bear was also involved in searches where 3 individuals were arrested






# JAIL

- The Darke County Criminal Justice Center is a 36 bed jail just outside of Greenville Ohio. The jail division not only oversees the housing of inmates, but also the transport of inmates to the courts as well as to and from other jail locations. An assortment of self-improvement, food services, medical and mental health services are available to those incarcerated.
- 866 individuals were booked in to jail in 2022, up from 796 in 2021
  - 674 were males, 192 females
- On average 30.5 inmates were housed per day
- On average 2,782 meals were served a month, with 33,398 total meals served 2022
- The average cost for a meal served was \$1.83



# SHERIFF SALES


- The Sheriff is responsible for the court ordered sale of real estate that has been set for auction for nonpayment of taxes or failure to pay the mortgage
- In 2022, 50 properties were advertised in the Early Bird Newspaper and on [www.darkecountysheriff.org](http://www.darkecountysheriff.org). Of the 50 advertised, 24 were cancelled prior to the sale
- In 2022 this office launched an online auction site to conduct the sale of all real estate subject to foreclosure. Pursuant to House Bill 390, this new process was in accordance with a contract between RealAuction and the Ohio Department of Administrative Services





**DARKE COUNTY, OHIO**  
 OFFICIAL FORECLOSURE AUCTION SITE  
 Sheriff Mark E. Whittaker

[Home](#)
[About Us](#)
[FAQ](#)
[Contact Us](#)

User Name   
 User Password   
  
 Forgot your username?  
 Forgot your password?

 **START HERE**


 **REGISTER**


 **PROPERTIES & SALE DATES**

**TRAINING LINKS**  
[Training Dates](#)  
[Foreclosure Process](#)


**EXTERNAL LINKS**  
[Clerk of Courts Search](#)  
[Auditor Search](#)  
[Recorder Search](#)  
[Treasurer Search](#)  
[Purchaser Information Form](#)

**JUMP TO**



Connection  
  
 1:52 W:1

[About Us](#) | [Site Map](#) | [Privacy Policy](#) | [User Agreement](#) | [Bidder Letter](#) | [Contact Us](#)  
 © 2022 Realauction.com LLC

 **REALFORECLOSE**  
 powered by Realauction.com



# SEX OFFENDER/ARSON REGISTRATION

- The Sheriff is mandated by law to register all sex and arson offenders who either live or work in their county
- In 2022, the Sheriff's Office tracked 90 Registered Sex Offenders, 4 Registered Arson Offenders and 1 Registered Violent Offender
- The Sheriff's Office is also tasked to determine whether an offender has complied with state law in choosing an area of residence.
- In 2022, 470 Sex Offender Verifications were made
  - 185 Address Verifications
  - 101 Quarterly Verifications
  - 132 Semi-Annually Verifications
  - 53 Annual Verifications



# CONCEALED HANDGUN LICENSING

- Darke County has one deputy assigned to overseeing the CCW process and Background Checks for residents of Darke County and/or adjoining counties.
- 496 renewal permits were issued with 96 new permits issued
- 4 permits were suspended with 0 being revoked

## 2022 Offenses

Offense	Jan	Feb	Mar	Apr	May	Jun	Jul	Aug	Sep	Oct	Nov	Dec	Total
911 Hang Up	0	0	0	0	1	1	0	0	0	0	0	5	7
Abductions	0	0	0	0	0	0	0	0	0	0	0	0	0
Abuse of Corpse	0	0	0	0	0	0	0	1	0	0	0	0	1
Accidents	52	71	60	66	71	56	40	60	53	79	96	85	789
Alarms	0	0	0	0	0	0	0	0	0	0	0	8	8
Animal Cruelty	0	0	1	0	0	0	0	0	0	0	1	0	2
Animal Problem/Cmp	0	0	0	0	1	0	3	0	1	0	1	5	11
Animals at Large	0	0	0	0	1	3	0	2	0	0	0	2	8
Arson	0	0	0	0	0	0	1	0	0	0	0	1	2
Aggravated Arson	0	0	0	1	0	1	0	0	0	0	0	0	2
Assault	1	4	2	4	10	7	4	5	5	2	2	4	50
Assault, Attempted	0	0	0	0	0	1	0	0	0	0	0	0	1
Assault, Aggravated	0	0	0	0	0	1	0	0	0	0	0	0	1
Assault, Felonious	0	0	0	0	1	0	0	0	0	0	0	0	1
B&E	2	1	4	0	2	0	5	2	1	3	3	0	23
B&E, Attempted	0	0	0	0	0	3	0	0	0	0	0	0	3
Burglary	4	3	0	1	3	4	1	0	0	0	3	0	19
Burglary, Aggravated	0	0	0	0	0	0	0	0	0	0	0	0	0
Burglary, Attempted	0	0	0	0	0	0	0	0	0	0	0	0	0
Criminal Damaging / Endangering	1	0	0	2	4	2	4	0	1	4	4	0	22
Criminal Mischief	1	1	3	4	3	4	2	5	6	5	2	4	40
Criminal Simulation	0	0	0	0	0	0	0	0	0	0	0	0	0
Complicity	0	0	0	0	0	0	0	0	0	0	0	0	0
Concealed Carry Viol.	0	0	0	0	0	0	0	0	0	0	0	0	0
Conspiracy	0	0	0	0	0	0	0	0	0	0	0	0	0
Contrib to unrly/delq	0	0	0	0	1	0	0	0	1	0	1	0	3
Corrupting Another with drugs	0	0	0	0	0	0	0	0	0	0	0	0	0
Offense	Jan	Feb	Mar	Apr	May	Jun	Jul	Aug	Sep	Oct	Nov	Dec	Total
Death Investigation	5	3	3	1	0	3	8	2	7	2	4	5	43
Decp. Obtian Drugs	0	0	0	0	0	0	0	0	0	0	0	0	0
Dereliction of Duty	0	0	0	0	0	0	0	0	0	0	0	0	0
Discharge of Firearm	0	1	0	0	0	0	0	0	0	0	0	1	2
Disorderly Conduct	12	11	19	7	13	18	10	7	11	10	17	16	151
Disrupting Public Services	2	0	0	0	0	0	0	0	0	0	0	0	2
Dispute, non-criminal	0	0	0	0	0	0	0	0	3	0	2	3	8
Dissm Matter Harmful to Juvenile	0	0	1	1	0	0	0	0	0	0	0	0	2
Domestic Violence	19	12	18	13	15	14	18	14	14	12	9	17	175
Drug Paraphernalia	3	2	3	2	0	2	3	6	2	2	4	2	31
Driving Under Suspension	1	0	2	1	0	0	0	1	0	0	0	1	6
Endangering Children / Child Abuse	2	0	1	1	2	4	2	0	0	0	1	1	14
Escape, Attempted	0	0	0	0	0	0	0	1	0	0	0	0	1
Extortion/Blackmail	0	2	0	0	0	0	0	1	0	0	0	0	3
Failure to Comply	0	4	0	0	1	0	0	1	1	0	0	0	7
Failure to Provide/Impared	0	0	0	0	0	0	0	0	0	0	0	0	0
Failure to Register Arson	0	0	1	0	0	0	0	0	0	0	0	0	1
Failure to Report a Crime	0	0	0	0	0	0	0	0	0	0	0	0	0
False Information / Report	0	0	0	0	0	0	0	0	0	0	0	0	0

Fire Assist	0	0	0	0	1	0	0	0	0	1	0	0	2
Fire Works	0	0	0	0	0	0	0	0	0	0	0	0	0
Forgery	0	0	0	0	0	0	0	0	0	0	0	1	1
Fugitive from Justice	0	0	0	1	0	0	0	0	0	1	0	0	2
Gross Sexual Imposition	0	1	1	1	1	1	2	0	2	1	0	1	11
Harassment w.bodily substance	0	0	0	0	0	0	0	0	0	0	0	0	0
Having Weapons Under Disability	0	0	2	0	0	0	0	0	1	1	0	0	4
Hazing	0	0	0	0	0	0	0	0	0	0	0	0	0
OFFENSE	JAN	FEB	MAR	APR	MAY	JUN	JUL	AUG	SEP	OCT	NOV	DEC	TOTAL
ID Fraud	3	6	5	8	1	2	2	1	3	3	4	1	39
ID Fraud, Attempted	0	0	0	0	0	0	0	0	0	0	0	0	0
Illegal Assemby or Possesion Chemicals	0	0	0	0	0	0	0	0	0	0	0	0	0
Illegal Conveyance of Weapons/Drugs	0	1	0	0	1	0	1	0	0	0	1	1	5
Illegal Manufacturing of Drugs / Cultivating	0	0	0	0	0	0	0	0	0	0	0	0	0
Illegal Possession of Firearms / Liquor	0	0	0	0	0	0	0	0	0	0	0	0	0
Illegal Use of Food Stamps	0	4	0	2	0	0	0	0	1	0	0	0	7
Illegal Use of Food Stamps, Attempted	0	0	0	0	0	0	0	0	0	0	0	0	0
Illegal Use of Minor/Nudity	0	0	0	0	0	0	0	0	0	0	0	0	0
Impersonating Police Officer	0	0	0	0	0	0	0	0	0	0	0	0	0
Improper Discharging of Firearm	0	0	0	0	0	0	0	0	0	0	1	0	1
Improper Handling of Firearm/MV	1	0	0	0	1	0	2	0	1	1	0	0	6
Importuning	0	0	0	0	0	0	0	0	0	0	0	0	0
Inducing Panic	0	0	0	0	0	0	0	0	0	0	0	1	1
Interference with Custody	0	0	0	0	0	0	0	0	0	0	0	0	0
Information Report	8	10	14	13	29	15	25	19	10	9	17	32	201
Intimidation	0	0	0	0	0	0	0	0	0	0	0	0	0
Juvenile Tobacco viol.	0	0	1	4	3	0	0	0	0	1	0	2	11
Keep the Peace	0	0	0	0	2	3	1	0	0	0	1	6	13
Kidnapping	0	0	0	0	0	0	0	0	0	0	0	0	0
Liquor Sales Violation	0	0	0	0	0	0	0	0	0	0	0	0	0
Littering or Pollution	0	0	0	1	2	0	0	1	1	0	0	0	5
Making False Allegation of Pol.Off.	0	0	1	0	0	0	0	0	0	0	0	0	1
Making Terroristic Threats	0	0	0	0	0	0	0	0	0	0	0	0	0
OFFENSE	JAN	FEB	MAR	APR	MAY	JUN	JUL	AUG	SEP	OCT	NOV	DEC	TOTAL
Manslaughter, Involuntary	0	0	0	0	0	0	0	0	0	0	0	0	0
Medical Assist	0	2	0	2	0	3	0	0	1	0	0	0	8
Menacing	1	1	2	1	3	1	0	3	3	2	1	1	19
Menacing, Aggravated	0	0	4	0	1	3	3	0	1	1	1	0	14
Menacing, Stalking	0	0	0	0	1	1	1	0	0	0	0	0	3
Misc. Offenses as listed in ORC	27	25	26	27	22	24	18	29	16	17	21	14	266
Misconduct in an emergency	0	0	0	0	0	0	0	0	0	0	0	0	0
Misuse of Credit Cards	0	0	0	1	0	0	0	0	0	0	0	0	1
Murder	0	0	0	0	0	0	0	1	0	1	0	0	2
Non-Criminal	0	0	0	1	22	10	2	1	1	3	3	0	43
Obstructing Justice	0	1	0	0	0	0	0	0	0	0	0	0	1



Obstructing Official Business	0	0	0	2	0	0	0	0	0	0	0	0	2
Open Container	0	0	1	1	0	0	0	1	0	1	0	2	6
OVI	3	11	3	6	6	3	6	6	6	6	3	7	66
Pandering Obseninty / Minor	0	2	3	0	1	3	0	0	0	0	0	0	9
Pandering Sexually Ortd. Matl.	0	1	1	0	0	0	0	0	0	0	0	0	2
Passing Bad Checks	0	0	0	0	1	0	0	0	0	0	0	1	2
Perjury	0	0	0	0	0	0	0	0	0	0	0	0	0
Physical Control	1	0	0	0	0	0	0	0	1	0	0	0	2
Poss. Criminal Tools	0	0	1	0	0	0	0	0	0	0	0	0	1
Possession / Abuse of Drugs	3	11	7	8	6	6	4	4	7	10	16	12	94
Possession of Weapon/Detention	0	0	0	0	0	0	0	0	0	0	0	0	0
Prostitution	0	0	0	0	0	0	0	0	0	0	0	0	0
Public Indecency	0	0	0	0	0	0	0	0	0	0	0	0	0
Rape	0	3	1	1	1	0	1	1	3	1	2	0	14
Rape, Attempted	0	0	0	0	0	0	0	0	0	0	0	0	0
Receiving Stolen Property	1	1	2	1	1	0	0	3	2	1	1	0	13
<b>OFFENSE</b>	<b>JAN</b>	<b>FEB</b>	<b>MAR</b>	<b>APR</b>	<b>MAY</b>	<b>JUN</b>	<b>JUL</b>	<b>AUG</b>	<b>SEP</b>	<b>OCT</b>	<b>NOV</b>	<b>DEC</b>	<b>TOTAL</b>
Recovered Property	1	0	4	6	4	1	2	0	2	3	3	1	27
Resisting Arrest	1	1	0	0	0	0	0	0	1	0	0	0	3
Retaliation	0	0	0	0	0	0	0	0	0	0	0	0	0
Robbery	0	0	0	0	0	0	0	0	0	0	0	0	0
Robbery, Aggravated	0	0	0	0	0	0	0	0	0	0	0	0	0
Safe Cracking	0	0	0	0	0	0	0	0	0	0	0	0	0
Sexual Battery	0	0	0	0	0	0	1	0	0	0	0	0	1
Sexual Imposition	0	0	0	0	1	0	0	1	0	0	1	0	3
Sex Offender Registration Violation	3	0	1	0	1	3	0	3	0	0	1	17	29
Suspicious Person or Vehicle	1	0	0	0	5	0	7	0	0	0	0	41	54
Motor Vehicle Theft	0	1	0	0	0	0	0	0	0	0	0	0	1
Tampering w/Evidence	0	0	0	0	0	0	0	1	0	0	0	0	1
Telecommunications Fraud	0	0	0	0	0	0	0	0	0	0	0	0	0
Telecommunications Harrassment	6	5	4	4	4	4	8	9	2	2	3	8	59
Terrorism	0	0	0	0	0	0	0	0	0	0	0	0	0
Theft	14	18	17	10	20	18	15	17	20	20	19	12	200
Theft, Attempted	0	0	0	0	0	0	0	0	0	0	0	0	0
Trafficking in Drugs	0	0	0	0	0	0	0	0	0	0	1	1	2
Trespassing	3	7	8	7	7	6	6	7	8	2	10	8	79
Trespassing, Agg.	0	0	0	0	0	0	0	0	0	0	0	0	0
Unauthorized Use of Property	0	0	1	0	2	0	0	0	0	0	0	0	3
Unauthorized Use of Motor Vehicle	1	0	1	1	0	0	1	0	2	0	0	1	7
Underage Consumption	1	0	0	0	1	0	0	1	0	0	1	0	4
Unlawful Possession of a Dangerous Ordinance	0	0	0	0	0	0	0	0	0	0	0	0	0
Unlawful Restraint	0	0	0	0	0	0	0	0	0	0	0	0	0
<b>OFFENSE</b>	<b>JAN</b>	<b>FEB</b>	<b>MAR</b>	<b>APR</b>	<b>MAY</b>	<b>JUN</b>	<b>JUL</b>	<b>AUG</b>	<b>SEP</b>	<b>OCT</b>	<b>NOV</b>	<b>DEC</b>	<b>TOTAL</b>
Unlawful Sexual Conduct w/Minor	1	0	0	0	0	0	0	0	0	0	0	0	1
Unruly / Delinquent Child	10	6	15	10	17	12	10	12	14	12	6	9	133

Using Weapons While Intoxicated	0	0	0	0	0	1	0	0	1	0	0	0	2
Vandalism	3	1	0	1	4	1	1	4	0	4	3	0	22
Vehicular Assault, Aggravated	0	0	0	0	0	0	0	0	1	0	0	0	1
Vehicular Homicide, Aggravated	0	0	0	1	0	0	1	0	1	0	0	1	4
Violating Protection Order	1	1	6	3	3	7	0	2	0	0	1	2	26
Voyeurism	0	0	0	0	0	0	0	0	0	0	0	0	0
Warrant	0	0	0	0	3	0	1	0	0	0	1	1	6
OFFENSE	JAN	FEB	MAR	APR	MAY	JUN	JUL	AUG	SEP	OCT	NOV	DEC	TOTAL
Total	199	235	250	228	307	283	240	235	218	223	272	344	
YTD	199	434	684	912	1219	1502	1742	1977	2195	2418	2690	3034	3034

	JAN	FEB	MAR	APR	MAY	JUN	JUL	AUG	SEP	OCT	NOV	DEC	TOTAL
Calls for Service	887	724	985	891	891	944	913	996	887	901	1059	1224	11302
Reports Taken	169	229	261	239	333	289	240	251	228	231	283	350	3103
Clearance Rate %	74.36%	80.16%	73.18%	88.93%	75.68%	72.06%	65.97%	75.10%	64.60%	62.33%	58.65%	92.28%	73.61%
OVERDOSES	7	3	6	10	6	7	6	9	7	7	4	5	77